

If you have any questions, please contact me at jamie@teachmommyteach.com

Thank you for downloading!

You May:

- use these resources in your own home or classroom for non-commercial use.
- print as many copies as you would like.
- share the website link, <https://teachmommyteach.com/>, where this printable can be found, so that others can download the file.

You May NOT:

- sell, give away, or share a printed copy. Each person should download separately and print.
- print out a copy for multiple teachers, as in an entire school, co-op, or other group. Each teacher should download separately and print.
- link directly to the pdf. Instead, link to the page on <https://teachmommyteach.com/> or <https://teacherspayteacher.com/> where you found the download.
- claim this or any part of this printable as your own.
- alter this printable and claim it as your own.
- host any of the files on your personal or other websites that can be shared with others.
- Upload this resource to any file sharing sites

Credits!! Thank you Speaking of Images and Open Clipart!



<https://www.teacherspayteachers.com/Store/Speaking-Of-Images>



<https://openclipart.org/>

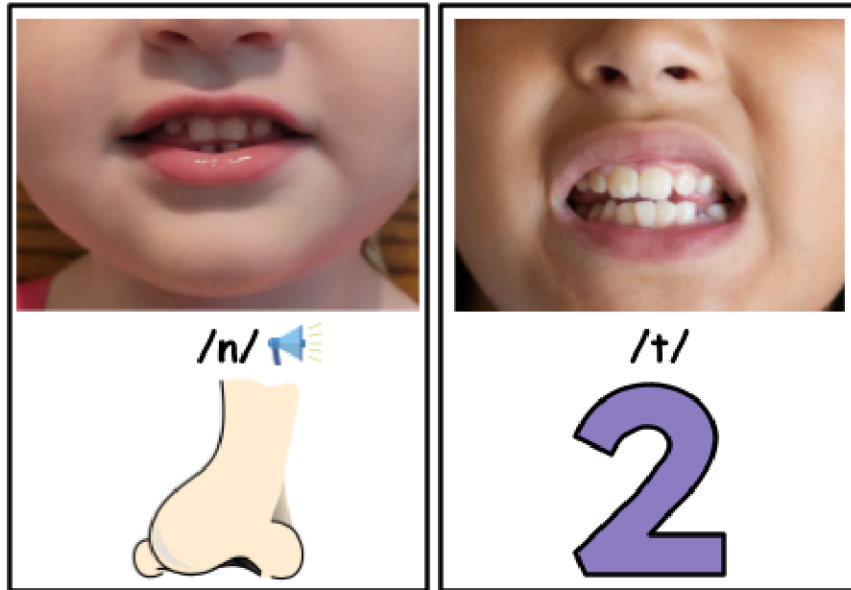
Set 4 Book 1: Ten Men

Pre-Reading Worksheets

Your child will review the blends: nt, nd, st, fl, and dr. Your child will review the sight words *they*, *then*, and *were*.

Name: _____

Say the N and T sounds. A blend is when 2 consonants represent their 2 sounds. The reader *blends* the sounds together. Practice blending the N and T sounds out loud.

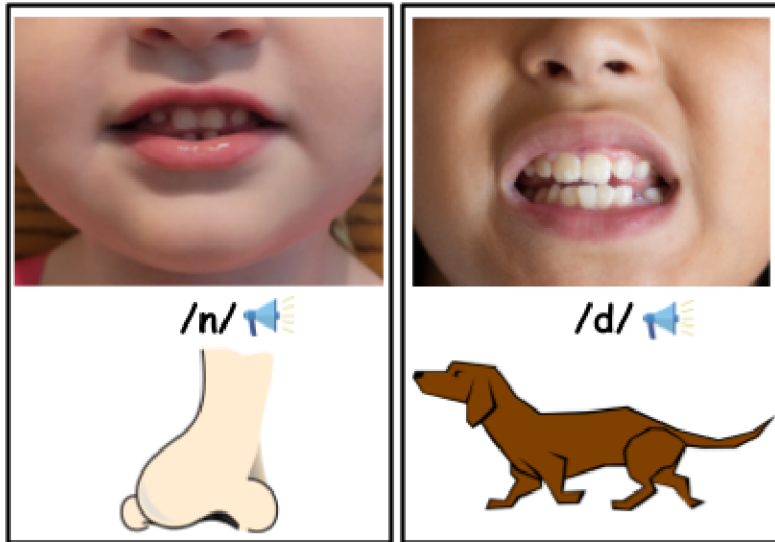


Sound out the following words. Circle the NT blend in each word.

went ● ● ● ●	went →
tent ● ● ● ●	tent →
sent ● ● ● ●	sent →

Name: _____

Say the N and D sounds. A blend is when 2 consonants represent their 2 sounds. The reader *blends* the sounds together. Practice blending the N and D sounds out loud.




Sound out the following words. Circle the ND blend in each word.

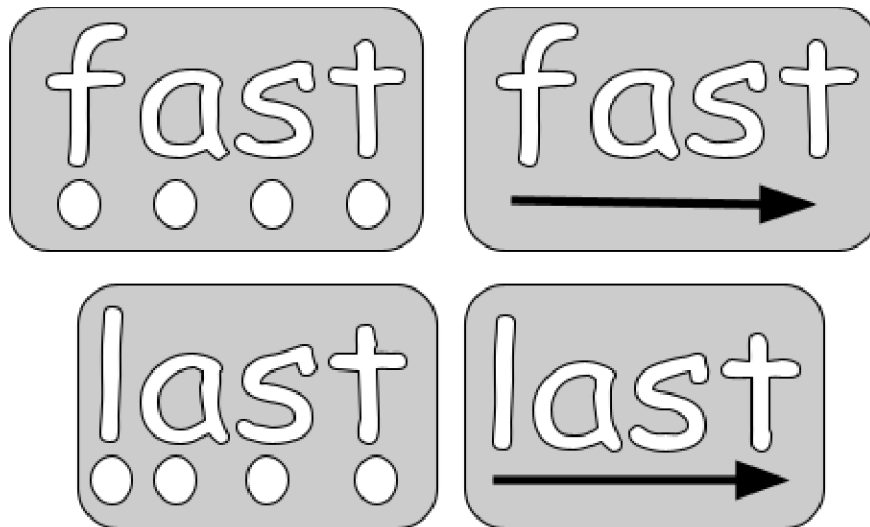
end	end	wind	wind
and	and	sand	sand
land	land	hand	hand

Name: _____

Say the S and T sounds. A blend is when 2 consonants represent their 2 sounds.
The reader *blends* the sounds together. Practice blending the S and T sounds out loud.

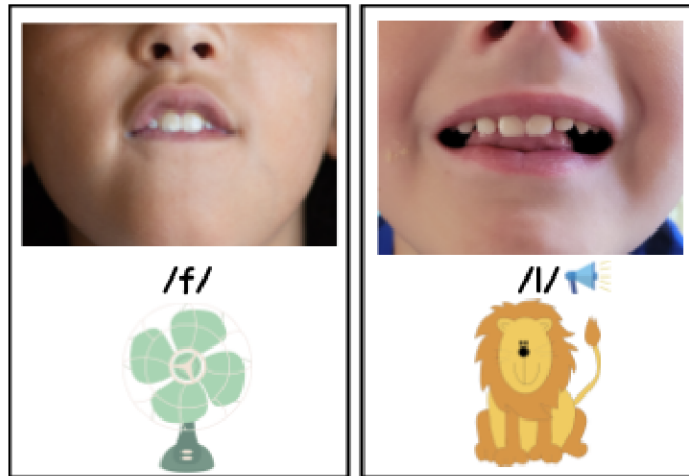


Sound out the following words. Circle the ST blend in each word.

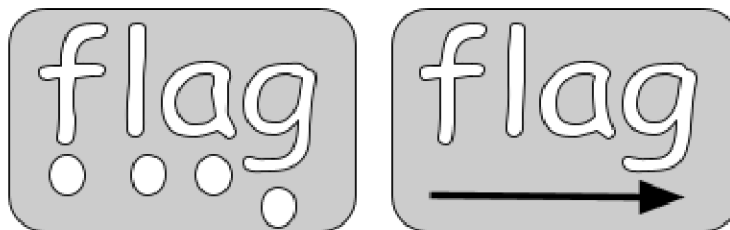


Name: _____

Say the F and L sounds. A blend is when 2 consonants represent their 2 sounds. The reader *blends* the sounds together. Practice blending the F and L sounds out loud.



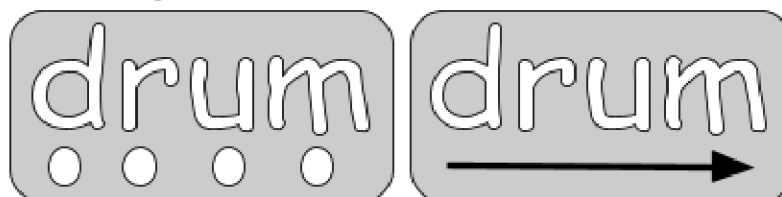
Sound out the following words. Circle the FL blend in each word.



Say the D and R sounds. A blend is when 2 consonants represent their 2 sounds. The reader *blends* the sounds together. Practice blending the D and R sounds out loud.



Sound out the following words. Circle the DR blend in each word.



Name: _____

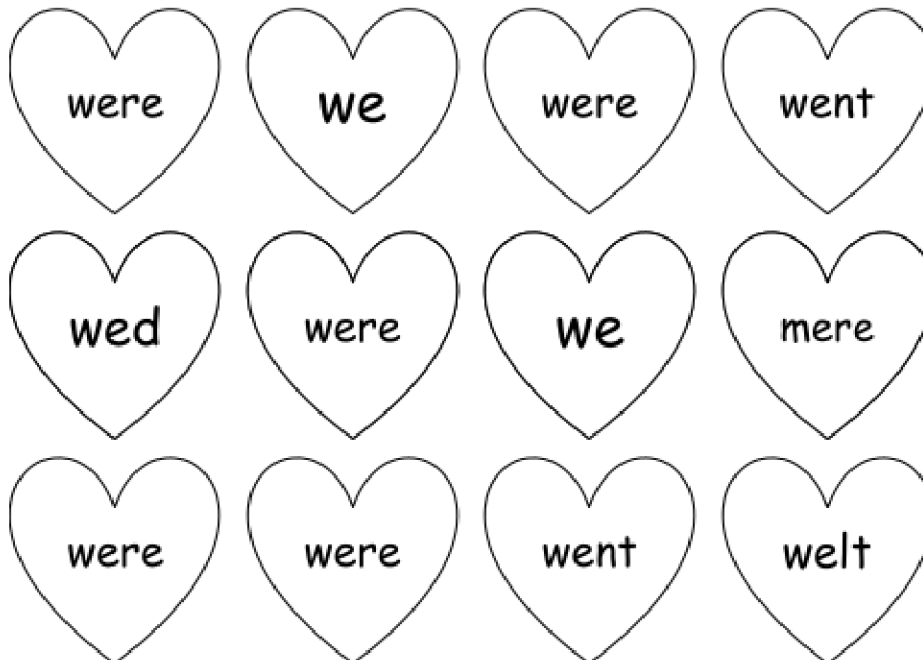
Were can be a difficult word to sound out. The **ER** represents the **er** sound. The **E** is silent.



Read the following silly sentences.

We went to the end of the land. We saw a flag, sand, and the sun. We were glad.

Color all of the words **were**.



Name: _____

Let's practice the sight word **they**. The word **they** has two sounds (phonemes). The **th** sound is first. Practice saying the **th** sound.



Then the **ey** represents a **long a** sound. It is the same sound as the letter name. Practice saying the **long a** sound.



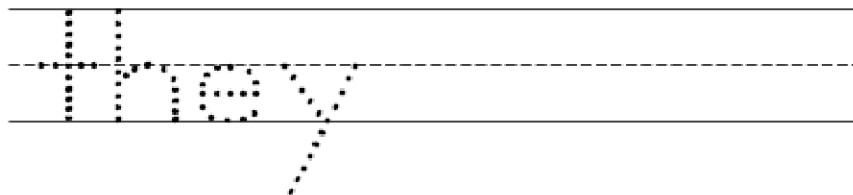
Practice sounding out the word **they** below using the pictures as a guide.



th

ey

Trace the word **they**. Copy the word **they**.

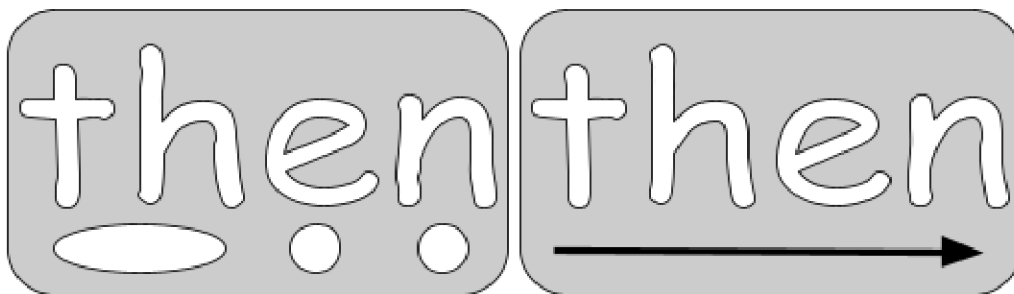


Name: _____


Practice saying the TH sound. Use the picture of the mouth as a reference.



Practice sounding out the word below.



Practice reading the words **THEN** and **THEY**. Color all of the clouds with the word **THEN** RED and **THEY** BLUE



Set 4 Book 1: Ten Men

Extra Practice Post-Reading Worksheets

Name: _____

Read the following short story. Circle every blend that you see. Remember a blend is 2 consonants that represent 2 sounds that readers *blend* together.

The men went to the end of the land.

They set up a tent.

They set up a flag.

They were glad.

The flag blew in the wind.

The tent blew in the wind.

Then the tent blew away!

The men were sad.